

# Dehumidifier Consorb **DC-20 / 30** T10,T16



*Dehumidifying capacity at 20°C / 60%RH*

**0.9 - 1.4 kg/h**

*Dry air flow*

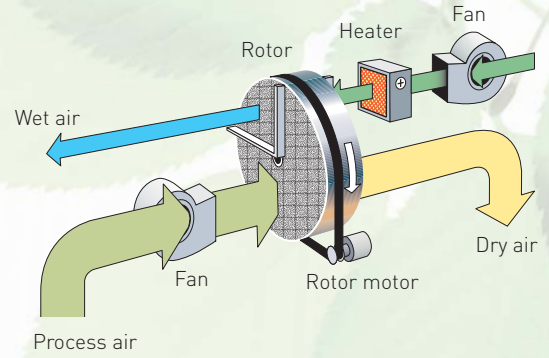
**310 - 400 m<sup>3</sup>/h**

- ↘ Washable rotor
- ↘ Protected control panel
- ↘ Stainless steel chassis
- ↘ Self-regulating heater
- ↘ Fold-flat handle
- ↘ Long lifetime
- ↘ Easy access to filter



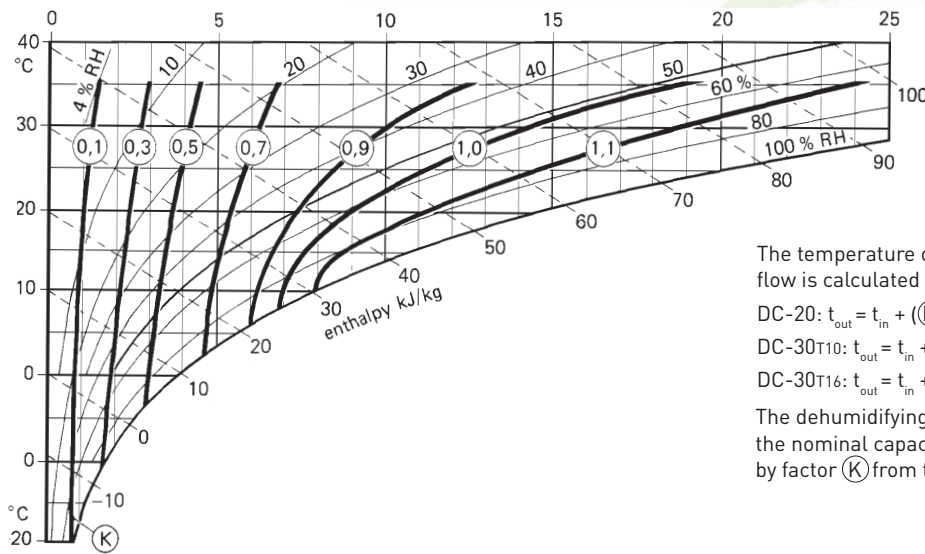
# TECHNICAL DATA

Dehumidifier model	DC-20	DC-30 T10	DC-30 T16
Nominal capacity <sup>1</sup> (kg/h)	0.9	1,1	1.4
Dry air flow <sup>2</sup> (m³/h)	310	400	400
Wet air flow <sup>2</sup> (m³/h)	60	90	70
Static pressure at disposal (Pa)	80	80	80
Heater power (kW)	2	2	3.25
Total power (kW)	2.3	2.3	3.6
Supply fuse 230V [A]	10	10	16
Weight (kg)	31	32	32



- <sup>1</sup> Valid for inlet conditions 20°C/60%RH. For other inlet conditions the capacity can be calculated by using the correction factor from the diagram shown below.
- <sup>2</sup> Volume flow for density 1.20 kg/m³.

# CORRECTION DIAGRAM

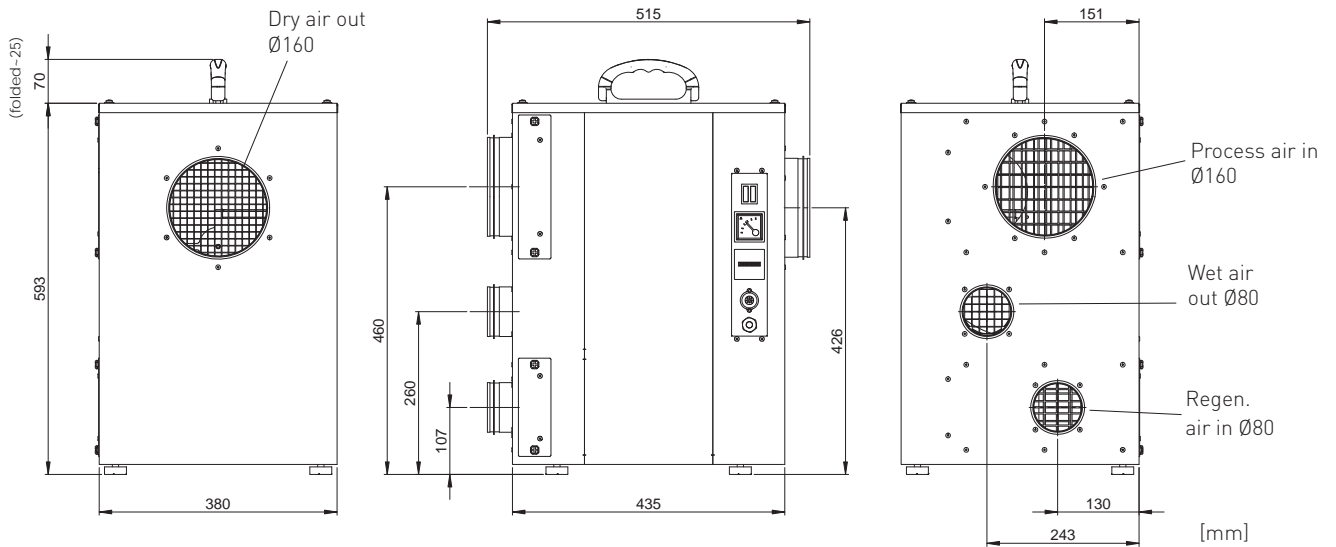


The temperature of the dry air at nominal air flow is calculated by:

$$\begin{aligned} \text{DC-20: } t_{\text{out}} &= t_{\text{in}} + ((K) \times 6) + 5 \\ \text{DC-30T10: } t_{\text{out}} &= t_{\text{in}} + ((K) \times 8) + 5 \\ \text{DC-30T16: } t_{\text{out}} &= t_{\text{in}} + ((K) \times 9) + 5 \end{aligned}$$

The dehumidifying capacity is estimated as the nominal capacity from above, multiplied by factor (K) from the correction diagram.

# DIMENSIONS



Subject to change without notice.

Seibu Giken DST AB

Avestagatan 33 | SE-163 53 Spånga, Sweden

Tel +46 8 445 77 20 | Fax +46 8 445 77 39

www.dst-sg.com | info@dst-sg.com